



Oral Language Story Book

Your challenge is to design a visual story that can be told orally (out loud) in any language. Think of a time when you or someone you know learned a life lesson. Share ideas with others and create a list, including at least one drawing.

Life Lessons I've heard about

Now, imagine telling this story in a creative way. You can use imaginary characters, animals, or any characters that help tell your story. Consider the setting and take notes of your ideas below.

Characters

Who is this happening to?

Describe their physical appearance and personality:

Setting






Where will your story take place?

What is this place like?



Oral Language Story Book

Now imagine experiencing the five senses in your story. What do your characters see, feel, smell, hear, and taste? Create imagery with descriptive language and visuals for each sense.

Purpose of the story

How can telling this story teach people, bring them joy, or help them through their own experiences?

What would you like the listener/viewer to remember about your story?

What knowledge, belief, idea, or value does your story represent?



Oral Language Story Book

Create your visual story made up of five scenes that are sequenced, or put in order. In these spaces, brainstorm and sketch ideas of visual imagery for each scene.

Cover page of book

Scene 1

Scene 2

Scene 3

Scene 4

Scene 5

Gather materials and create your story in final form. Include color, details, symbols, and imagery you have sketched above. Do not include any text. Practice telling your story orally using your storybook as a tool. Share your story with others.

Extension: Ask someone who speaks more than one language to read their interpretation of your story from their perspective. Share your story with your family and/or community. Consider submitting your work for a contest.